





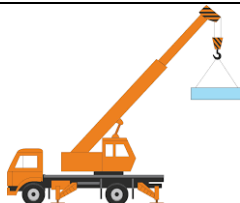
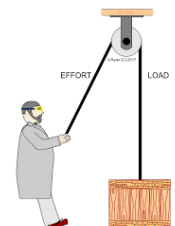


## Year 4 Home Learning Activity Grid (WB 6<sup>th</sup> July)

<b>Morning Activities: 9.00 -12.00</b> Complete a daily English, SPaG & Maths activity each day in your home learning book. Then read for 20 minutes – at least some of it to an adult.					
	Monday	Tuesday	Wednesday	Thursday	Friday
English	 The King of the Fishes To extend ideas using conjunctions	The King of the Fishes To explore vocabulary in the text and retell the story.	The King of the Fishes To plan a story (box it up)	To develop a character in my story	To write my story
SPaG	Spelling Practice – vowel digraphs Connect - a- spelling	Spelling Practice- vowel digraphs Rainbow vowel digraphs	No SPaG to allow more time for planning story.	To extend sentences using relative clauses.	To edit finished work
Maths	Position and direction	Position and direction	Position and direction	Position and direction	Position and direction
<b>Afternoon Activities: 1.00-3.20</b> Choose 1 (or more) activities from below that you would like to complete each day.					
Topic (History/ Geography)	<b>Beavers</b> Beavers are being re-introduced to the UK wild again. They can change the course and flow of a river. Why are they helpful to the environment? What benefits are they bringing to areas that have had problems with floods? You might find information on this year's Springwatch on BBC. OR <a href="https://www.wildlifetrusts.org/saving-species/beavers#:~:text=In%20May%202009%2C%20the%20Scottish,enhance%20and%20restore%20natural%20environments.">https://www.wildlifetrusts.org/saving-species/beavers#:~:text=In%20May%202009%2C%20the%20Scottish,enhance%20and%20restore%20natural%20environments.</a>		Creatively present the information you have found out about how Beavers are helping in rivers and flood areas in the UK. You could... Draw a poster, make a model, powerpoint, video yourself talking about it or collage of pictures with annotations, etc. How will you present yours?		
Art	 Collage Collect a variety of items from inside and outside and use them to make a collage picture of a river scene.		 Cut a body shaped hole in a large piece of paper or card, draw your head, or use a photograph and make this picture of yourself. Have fun.		
DT	Make a shelter outside, or inside. Indoors you could use blankets, sheets etc. You could decorate the inside and turn it into a den for the day. Outside you could use sticks, leaves, garden furniture, coats etc. Maybe you could have a picnic inside your shelter.		Design your dream bicycle. Mrs Waller would like one that went uphill without pedalling and one that never got punctures. What would you design on yours?		
PE	<a href="https://www.youtube.com/watch?v=ATTqJQGHUFY">https://www.youtube.com/watch?v=ATTqJQGHUFY</a> Family fun work out part 2		Create an obstacle course. You could add challenges, like an area to cross without touching the ground. Think about going through, over, under, around, obstacles.		



## Year 4 Home Learning Activity Grid (WB 6<sup>th</sup> July)

Computing/ Music	<p>Ten Pieces BBC music lessons, week 6</p> <p><a href="https://www.bbc.co.uk/teach/ten-pieces/get-creative-with-classical-music-at-home/z6tqgp3">https://www.bbc.co.uk/teach/ten-pieces/get-creative-with-classical-music-at-home/z6tqgp3</a></p>	<p>Logos</p> <p>Logos are used by shops and businesses to show that a product is made by them and to make the brand instantly recognisable.</p> <p>Redesign the Logo used to remind people to <b>recycle</b>.</p> 
RE	<p><u>Journeys</u></p> <p>Why do our life journeys differ from each other's?</p> <p>Compare you parents with each other, or aunt and Uncle, grandparents.</p> <p>What is the same? What is different? Why would they be different?</p> <p>Draw a picture of two of your family members and write words around it to show what is the same, and what is different about their lives.</p>	<p><u>Journeys</u></p> <p><u>Design an alternative journey.</u></p> <p>Where would you go if you could? Space, the jungle, a huge funfair?</p> <p>How would you get there? A rocket, land buggy, roller coaster? Have fun imagining and drawing your magical journey.</p>
Science Forces.	<p>Introducing Pulleys. Pulleys can be used to make lifting a heavy load, easier, but how? Find out...</p> <p><a href="https://www.bbc.co.uk/teach/class-clips-video/science-physics-ks2-ks3-will-pulleys-let-9-year-olds-beat-Britain%E2%80%99s-strongest-man/zvm4d6f">https://www.bbc.co.uk/teach/class-clips-video/science-physics-ks2-ks3-will-pulleys-let-9-year-olds-beat-Britain%E2%80%99s-strongest-man/zvm4d6f</a></p>  <p>List some examples of where we use pulleys in real life.</p>	<p>Design a pulley system to lift a small object / teddy.</p> <p>Look at the attached sheet to make a pulley system.</p> <p>Can you make it carry a heavier weight? Go higher?</p> 
French/ PSHE	<p><u>What is the date today?</u></p> <p>Have fun revising the parts of your face and body with this song:</p> <p><a href="https://www.bbc.co.uk/teach/class-clips-video/french-ks2-masculine-and-feminine-body-parts/zn84d6f">https://www.bbc.co.uk/teach/class-clips-video/french-ks2-masculine-and-feminine-body-parts/zn84d6f</a></p> <p>Look at the powerpoint attached and listen to the audio. Practice writing and saying the date in French. Then write the dates on page 15 of your French booklet. Use pages 9 and 12 to help.</p>	<p>Draw a picture for your Teacher.</p> <p>We would love to have a picture you have drawn to keep.</p>