








Year 5 Home Learning Activity Grid 03.07.20

	Monday	Tuesday	Wednesday	Thursday	Friday
English	Reading comprehension	Spellings that use the suffix -ive	Write your own Chapter 10: Bad men come	Exploring the features and planning a balanced argument: Should all Primary School children have come back to school?	Writing a balanced argument: Should all Primary School children have come back to school?
Maths	LO: Lesson 1 - Regular and irregular polygons	LO: Lesson 2 - Reasoning about 3D shapes	LO: Lesson 3 - Reflection	LO: Lesson 4 - Translation	Maths and Art Watch the video clip and choose a task. What designs can you make? https://www.stem.org.uk/resources/elibrary/resource/32834/maths-and-art
Afternoon Activities: Choose activities below that you would like to complete each day					
Topic (Geography) ‘Tales of the Riverbank’	Did you realise that every grain of sand has been created by the process of coastal erosion? Print the sheet attached to the home-learning grid to create a cartoon strip showing the process that results in beach formation. First, sort the captions into the correct order. Next, stick or copy the captions into the small boxes on the sheet. Finally, draw the pictures that are described by the captions.				
Science ‘Forces’	New Activity! Raid your recycling and build a rubber band car. Follow the link below. Make sure you send a photo or short clip of the car in action. https://www.smallpeicetrust.org.uk/downloads/EaH-01-The-Rubber-Band-Car-Challenge.pdf#:~:text=What%20is%20a%20rubber%20band,wheels%2C%20powering%20the%20car%20forward. Why not learn to make some paper planes. https://www.artofmanliness.com/articles/how-to-make-the-worlds-best-paper-airplanes/				
R.E. Judaism	Mitzvah is the Hebrew biblical term for 'deed' or 'commandment', which has come to mean 'good deed' or 'charitable act' in contemporary English. The 2020 date is Sunday November 15. Watch this clip to find out some of the things that happen on Mitzvah day . https://www.youtube.com/watch?v=DptZGFI_LOk Can you do an act of kindness everyday this week (for 7 consecutive days). Write and illustrate each one you did and send a copy to your teacher when you have completed them. One of the great things about Mitzvah day is the way it involves the whole community. Can you think of acts of kindness towards people outside your family? This is a lot harder in lockdown, but think about how we all clapped for the NHS – that was a community, mitzvah activity (act of kindness).				
PSHE ‘Your country needs you’	Lesson 1: In today's lesson, we visit a key topic of Black Lives Matter given the recent case of George Floyd. The lesson is around creating hope for the future – a future that is not based on the colour of someone's skin but the content of their character. A national push for an Oak Tree of Hope will be shared, where we all share a hope using #Iamhopefulfor and attach it to a tree as a symbol of the diversity of our society. https://classroom.thenational.academy/lessons/black-lives-matter-a0b08e	Lesson 2: You continue to lead the country as the Deputy Prime Minister since the Prime Minister has contracted COVID-19 and is unavailable to carry out his duties for 7 weeks. The lesson challenges pupil leaders to be able to respond to tough questions from the media as part of Prime Minister's Questions around the impact of COVID-19. Dr Ted is allowing the Prime Minister to guide you but he is not allowed to face the media himself. Do not worry, the Prime Minister has been told what sorts of questions will be asked.	Lesson 3: You will be looking at some of the heroes in the NHS who have worked tirelessly to protect us. So many doctors and nurses have come out of retirement to help – we need a new generation to support our wonderful NHS. As Deputy Prime Minister, you must convince children across the country to use school to develop the skills needed to succeed in working for the NHS.		

Year 5 Home Learning Activity Grid 03.07.20

		https://classroom.thenational.academy/subjects-by-year/year-5/subjects/pshe	https://classroom.thenational.academy/subjects-by-year/year-5/subjects/pshe		
Art	<p><u>Lesson Idea 1: Artist Study</u></p> <p>Choose an artist of your choosing and recreate one of their most famous artworks.</p> <p><u>Lesson Idea 4: Henri Matisse and Collage</u> https://classroom.thenational.academy/lessons/henri-matisse-and-collage</p>	<p><u>Lesson Idea 2: The Circle Challenge</u></p> <p>https://classroom.thenational.academy/lessons/the-circle-challenge</p> <p><u>Lesson Idea 5: Understanding the basics of line, shape and tone</u> In this lesson we are going to make sure we all understand the basics of line, shape and tone. We will practise ‘weight of line’ this means how dark it is or how hard we are pressing. We are going to focus on using basic shapes for our work. These basic shapes will be the basis for most if not all drawings we do. We will also add a variety of tones using shading techniques.</p>	<p><u>Lesson Idea 3: Juan Miro and Automatic Drawing</u></p> <p>https://classroom.thenational.academy/lessons/juan-miro-and-automatic-drawing</p> <p><u>Lesson Idea 6: Still Life</u> https://classroom.thenational.academy/lessons/drawing-still-life</p>		
PE	 <p><u>Joe Wicks Daily PE lesson</u></p> <p>Click Here</p>	<p><u>Sporting Activities</u></p> <p>https://www.youthsporttrust.org/pe-home-learning</p> <p>Created in partnership with Complete PE, there are activity cards available across all PE curriculum areas, with each card brought to life with a short video clip.</p> <p>Give it a go!</p>	 <p>Why not try https://app.gonoodle.com/</p> <p>For fun workouts and interesting active learning.</p>	<p><u>Yoga for Teenagers</u></p> <p>https://youtu.be/7kgZnJqzNaU</p> 	<p><u>Meditation for Children</u></p> <p>https://youtu.be/bO_jYDZ022o</p> <p>Take a guided meditation on the beach</p> 
Computing/ Music	<p><u>Computing</u></p> <p>Can you programme a member of your family to make a jam sandwich? Like programming a computer, you need to make your instructions clear and precise otherwise the computer won't work because you haven't used the correct instructions.</p>	<p>https://www.barefootcomputing.org/homelearning</p>	<p><u>To sing a major and minor scale using solfege</u></p> <p>https://classroom.thenational.academy/lessons/to-sing-a-major-and-minor-scale-using-solfege-7f83c3</p>	<p><u>Exploring Emotions in Music</u></p> <p>In this lesson you we will explore emotions in music.</p>	<p><u>To sing with an awareness of dynamics, styles and emotions</u></p>

Year 5 Home Learning Activity Grid 03.07.20

	<p>Watch the clip to see how to do it/ not do it. Then give it a go. Try not to get too jammy!</p> <p>https://www.youtube.com/watch?v=leBEFaVHIIE</p> <p>https://www.youtube.com/watch?v=U3TsVz_pJf4</p> <p>You will need:</p> <ul style="list-style-type: none"> Jam Butter Knife Plate Bread <p>Someone who wants to get jammy!</p>	 <p>HAND JIVE SEQUENCE Age: 7-11 years Concepts: Decomposition Overview: Using a sequence of hand jives, children break down actions into smaller parts – just as problems are broken down to create computer programs like video games.</p> <p><u>New On Grid</u></p>  <p>GOING WILD Age: 5-11 years Concepts: Programming, Debugging, Algorithms Overview: Children programme their homemade bee to move towards flowers by creating a short sequence of instructions (an algorithm).</p>		<p>https://www.thenational.academy/year-5/foundation/exploring-emotions-in-music-year-5-wk6-5</p>	<p>https://classroom.thenational.academy/lessons/to-sing-with-an-awareness-of-dynamics-styles-and-emotions-e99c8d</p>
--	--	---	--	--	--