

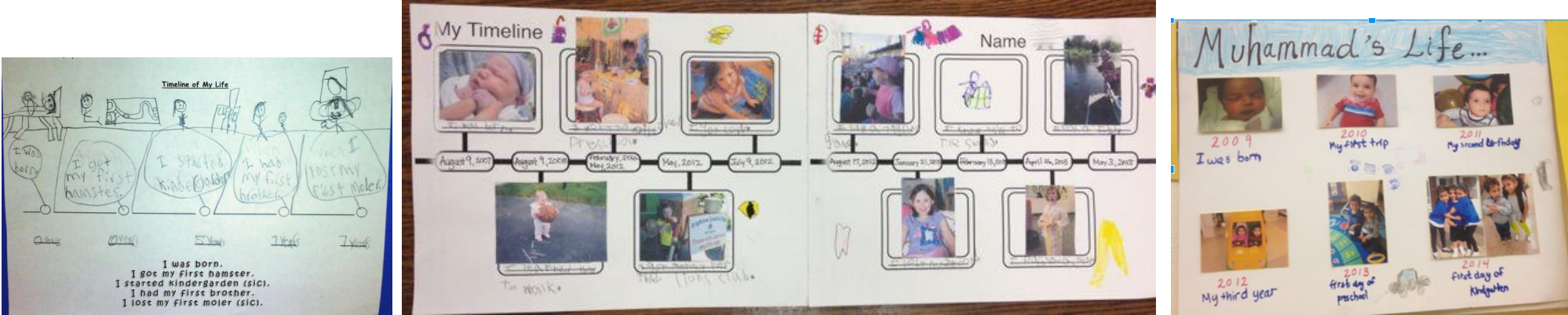
Year 2 Home Learning Activity Grid

Week Beginning 6th July Year 2	Monday	Tuesday	Wednesday	Thursday	Friday
Collective Worship	Theme: Stories Jesus told. There is always a celebration theme on Friday.				
Writing	Wind in the Willows continued. Chapter 2 Toad and transport! Describing and comparing it. The next part of the story with the photos of the transport we would like you to describe will be in the morning letter.	Toad wants a faster and smarter car! Do some of your own research into smart and fast cars. Find out what special features they have. Which one is your favourite and why?	Plan an animal adventure story IN PICTURES – no writing! It could include a new vehicle. It is a new chapter of what you would like to happen. You may choose to have a new animal character in the story. Detail will be in the letter.	Write your story from yesterday's plan. (See letter)	Describe in detail the new car that you have designed for Toad in DT.
Reading	Follow-up to Duck's Ditty – comprehension/ understanding	Read with an adult	Mr Gumpy Enjoy this story and follow the text. https://www.youtube.com/watch?v=Ml_DV_DWN8M Retell the story in your own words. How could you change the story? Can you think of a different ending?	Find a secret place to read. Make it comfy and enjoy yourself!	Reading comprehension
Phonics See daily letter for more details.	The /l/ sound spelt –le, –el, –al or –il at the end of words table apple bottle little animal petal usual camel towel model pencil pupil	Investigating /l/ endings Spelling game OR	Word sorting game	The apple and the camel board game (see attached sheets)	Wordsearch

Year 2 Home Learning Activity Grid

	<p><i>There are lots more such as:</i> squirrel, nostril, angel, angle, circle, puzzle, giggle, parcel, label, final, metal, tremble, tunnel, fossil</p> <p>Spellzone Unit 26 - games to use all week.</p> <p>https://www.spellzone.com/unit26/quest1_p3-4/index.cfm</p> <p>https://www.educationquizzes.com/ks1/english-spelling/year-2-ending-with-il/</p>	The Little Metal Camel		<p style="text-align: center;">OR</p> <p style="text-align: center;">Outdoor/indoor spelling game</p>	
Maths	<p style="text-align: center;">Fractions</p> <p style="text-align: center;">Practical revision of halves and quarters.</p> <p style="text-align: center;">Thirds.</p> <p>Please wait for the daily letter for explanation of what we would like you to do and for the detail.</p>	<p style="text-align: center;">Fractions</p> <p style="text-align: center;">Three quarters</p> <p>https://vimeo.com/403259548</p> <p>Please wait for the daily letter for explanation of what we would like you to do and for the detail.</p>	<p style="text-align: center;">Counting fractions.</p> <p>This is best understood with</p> <p style="text-align: center;">Real examples.</p> <p>Cut 4 slices of bread into halves.</p> <p>Take 5 halves. You have 5/2</p> <p>How many whole slices of bread is it?</p> <p style="text-align: center;">2 and a half</p> <p>https://vimeo.com/403260019</p> <p>Please wait for the daily letter for explanation of what we would like you to do and for the detail.</p>	<p style="text-align: center;">Unit fractions</p> <p>A unit fraction in this clip means a fraction where you just have one piece like $\frac{1}{4}$.</p> <p>https://vimeo.com/425799745</p> <p>Please wait for the daily letter for explanation of what we would like you to do and for the detail.</p>	<p style="text-align: center;">Non-unit fractions</p> <p>A non-unit fraction means a fraction where you have more than one piece such as $\frac{3}{4}$.</p> <p>https://vimeo.com/425799860</p> <p>Please wait for the daily letter for explanation of what we would like you to do and for the detail.</p>
Science	<p style="text-align: center;">Carnivores, herbivores and omnivores</p> <p style="text-align: center;">https://www.bbc.co.uk/bitesize/clips/zwfd2p3</p> <p style="text-align: center;">https://www.youtube.com/watch?v=oCFU3tLdJRY</p> <p style="text-align: center;">Make a 'fortune teller' about carnivores, herbivores and omnivores.</p> <p style="text-align: center;">Sort animals into a venn diagram.</p>				


Year 2 Home Learning Activity Grid

	See attachments sent on Monday. (Choose which one to do or both if you like.)
(History)	<p>Timeline</p> <p>Can you draw a timeline starting from when you were born until now. What important events would you include? (starting school, siblings born, first tooth etc)</p> <p>You could include what you could do age 1,2,3 etc</p> <p>Here are a few examples of how you could do it:</p> <div></div> <p>Compare 2 habitats. Desert and polar habitat (Arctic or Antarctic)</p>
Geography	<p>How are they different? Can you make a table showing the differences? Are there any similarities?</p> <p>Can you write ways that plants and animals cope with living in that environment?</p> <p>https://www.bbc.co.uk/bitesize/topics/zx882hv/articles/z3sr4wx</p> <p>https://www.bbc.co.uk/bitesize/topics/zx882hv/articles/zsqnfg8</p> <p>EXTRA: There are lots of other habitats on the BBC Bitesize page (above) if you want to explore different habitats further.</p>
Art	<p>Build your own car</p> <p>We want your car to have wheels that are attached to axles. It can be made of whatever you like. It might be a cereal box or a plastic bottle. First you need to understand a bit more about what you are doing.</p> <p>https://www.youtube.com/watch?v=w_u7VaJsfHA - Have a look at these children's model cars.</p>

Year 2 Home Learning Activity Grid

	<p>You need to understand what an axle is.</p> <p>https://www.youtube.com/watch?v=YIV9IUHqW3A This clip explains what an axle is.</p> <p>https://www.youtube.com/watch?v=FUZtkheTf38 - How to make axles. (The actual model is a bit too complicated though.)</p> <p>You do not have to do this but if you are interested you might like to find a way to make your car move on its own. Here are two ways: rubber bands and balloon power.</p> <p>https://www.youtube.com/watch?v=tykmKY4kY4I A car with simple axles that is powered by rubber bands.</p> <p>https://www.youtube.com/watch?v=qRgUJfQ4OL0 This car is powered by a balloon.</p> <p>Now it is your turn!</p> <p>Last week you designed your car on paper. You should have been collecting some materials.</p> <p>You need 2 sticks for your axles or something similar and some things for wheels. You need at least one box or bottle. You may have collected more things to use. One of the above cars taped pieces of straw to the model and then put the stick through the straw so that it could turn freely.</p> <p>If you haven't got strong glue to hold the stick in place then you could use a piece of blutak or even plasticene.</p> <p>You may need help from an adult to make a hole in the wheels. One way of doing it is to gently hammer a nail through the wheel and then take the nail out again.</p> <p>This week you are going to make your car. It can be very simple or more complicated - it is up to you! Remember that you want Toad from Wind in the Willows to buy it!</p>
DT	<p>You may need to adapt it as you go along. If you haven't got the materials that you originally wanted it to be made from then you may need to change your ideas and that is fine.</p> <p>Part of designing things is to be able to adapt and you may have better ideas than you did a week ago.</p> <p>Think about how you fix it together and whether you want to decorate it or paint it when you have built it.</p> <p>How you fix it together will depend on what you have at home so we don't mind. Do the best that you can with what you have.</p> <p>Have fun and use your designs, your research and your imagination. Do not worry how it turns out. The important thing is to do your best.</p> <p>My son Ben (Mrs King) is a designer and he has to make lots of models of new designs to work out which model works best. He has lots of patience and stays on the same project for quite a long time.</p> <p>(We will give you the time in next week's DT to add the finishing touches if you need to).</p> <p>https://www.youtube.com/watch?v=qRgUJfQ4OL0 - Just for fun! A Man building a racing car from cardboard. (Do not try using a sharp knife like he does – just use scissors.)</p>


Year 2 Home Learning Activity Grid

	
PE	<p style="text-align: center;">Make up your own 5 minute workout in the style of Joe Wicks. Choose one ball skill and work on it over and over again to improve it.</p> <p style="text-align: center;"> https://www.youtube.com/watch?v=1Aa48V-JaMI - indoor games https://www.youtube.com/watch?v=MY3-QTsh8ZU - indoor balloon games </p>
Music	<p style="text-align: center;">Composer John Rutter's musical setting of The Wind in the Willows. (We will keep this on the grid for two weeks)</p> <p style="text-align: center;">Listen to the songs and find ones that are contrasting.</p> <p style="text-align: center;">Contrasting means that they are opposite in some way.</p> <p style="text-align: center;">One might have fast music and one might have some slow music.</p> <p style="text-align: center;">One piece might have loud music and the other piece have quiet music.</p> <p style="text-align: center;">Start by listening to: 'Rat and Mole meet: A life on the river'. Now listen to 'Toad's song: I've got style.' What contrasts can you notice between these 2 pieces?</p> <p> https://www.youtube.com/watch?v=7i_SX6_Ckcc The Wind in the Willows: Introduction https://www.youtube.com/watch?v=iT_KSwzssWI&index=2&list=PLlyax3HGGgH6GvNz906FMo7VusD2bm4zjf The Wind in the Willows: Rat and Mole meet: A life on the river https://www.youtube.com/watch?v=yddVfnaKFZM The Wind in the Willows: Toad's song: I've got style https://www.youtube.com/watch?v=lZe5NPdbK5Y The Wind in the Willows: Toad's car https://www.youtube.com/watch?v=ZFk39Yakx4E The Wind in the Willows: The banquet at Toad Hall https://www.youtube.com/watch?v=2XdZXITrYu4 The Wind in the Willows: Finale: Home is a special kind of feeling </p> <p style="text-align: center;">Can you identify low and high-pitched sounds? Can you identify specific instruments being played? Can you recognise sounds of long and short duration? Can you clap the rhythm? Can you match the song or music to the relevant part of the book? As you listen can you hear the story? How does the river sound? Can you hear what sounds have been used to make you think of a car? Is the voice spoken or sung? Is it a male or female voice? Can you learn any of the songs and sing-along?</p>

Year 2 Home Learning Activity Grid

	What are your favourite parts?
Computing	<p style="text-align: center;">Practise your typing by sending an email to your teacher.</p> <p style="text-align: center;">Continue developing your touch typing: https://www.bbc.co.uk/bitesize/topics/zf2f9j6/articles/z3c6tfr</p>
RE	<p>How does being a Christian affect the way that a person lives his or her life?</p> <p>Please explore another charity. Choose from one of the two below (or have a look at both). REMEMBER to stay safe online. Only do this activity with an adult nearby to get you started safely and to keep an eye on you.</p> <p>These charities started in small ways. The people that started them made a difference to our world and they were Christians.</p> <p>Mission Aviation Fellowship – MAF</p> <p>This charity has been flying for over 70 years. It started with someone who was a Christian, realising that his talent could be used to help others. He could fly planes. Now this organisation has Christian pilots who do things like flying people such as doctors to remote areas where there are no roads, to help the people there. For example, they fly sick people to hospital. They use their talents to help people in need. They have lots of small planes.</p> <p>Explore this website and find out some interesting facts.</p> <p>Tearfund</p> <p>This is another charity that was originally set up by a Christian. Tearfund is keen to help people who are ‘living in poverty’ around the world. Explore the website.</p> <p>https://www.tearfund.org/</p> <p>Can you work out why people work for Tearfund?</p> <p>Can you find out some of the ways that this charity helps people?</p> <p>What other charities can you think of?</p> <p>Either: Make a poster about one of these charities (Tearfund or MAF) and add some interesting facts or list 5 interesting facts that you found out about each website.</p>

Year 2 Home Learning Activity Grid

PSHE	 <p>Sometimes it is good to stop and think about our feelings. How are you feeling today? This is a feelings tree.</p> <p>Colour in orange the blob character that you most feel like today.</p> <p>Colour in blue the one that you would like to be!</p> <p>Try choosing one at the start of the day, one at lunchtime and one in the afternoon. Do you stay in the same place or do you move?</p> <p>Why do you think you chose the one you did?</p>
Forest School	<p>Starting point ideas: (Remember that what you learn is up to you!)</p> <p>You could find a piece of wood and nails and a hammer. Practice banging in nails. Keep your fingers and thumbs out of the way. If you bang them, it hurts!</p> <p>You could create a pattern or picture on any flat piece of wood.</p> <p>You could tie string around them or use elastic bands.</p> <p>If you haven't got nails then you can try pins.</p>

Year 2 Home Learning Activity Grid

How could you do something similar if you don't have wood, a hammer and nails? You could poke some sticks in the ground in a circle and wind string around them in a pattern. What else could you do?



Did you know that you can work out the age of a tree by counting the rings in a slice of tree trunk? How old is the tree in the photo on the end?

Maths games are useful for developing instant recall of number facts. Speed and accuracy are important for mental arithmetic.

- <https://www.ictgames.com/mobilePage/smoothie/index.html> Choose 'Facts to make 100 (with any number)' for the most difficult level of challenge!
- <https://www.ictgames.com/mobilePage/funkyMummy/index.html> Click times tables and choose which ones you would like to practice.
- <https://www.topmarks.co.uk/maths-games/5-7-years/problem-solving> Explore the problem-solving activities to apply your learning.
- <https://www.bbc.co.uk/bitesize/subjects/zjxhfg8> KS1 Maths games
- BBC bitesize has Friday problem solving suggestions and these are worth trying.

Additional English:

- <https://www.phonicsplay.co.uk/> Username: march20 Password: home
- If you visit <https://www.worldofdavidwalliams.com/elevenses/> children can listen to David Walliams reading some of his stories. They are great fun!
- <https://www.ictgames.com/mobilePage/phonicFinder/index.html> for word searches linked to Phonics.
- Choose some common exception words to write a silly sentence (how many can you use in one sentence?)